

Scaled data based on original data using
LM-79-08 Approved Method: Electrical and Photometric Measurements of Solid-
State Lighting Products

Test Report Prepared for
Cooper Lighting Solutions
(formerly Eaton)

Brand: McGRAW-EDISON

Report Number: P385851

Luminaire Tested: **GWC-SA1C-722-U-RW**

Issue Date: 3/3/2020

Test Information

Test Method: LM-79-08
Report Number: P385851
TEST IS SCALED FROM IESNA LM-79-08 TEST DATA (G2-1903-205-7)
Test Lab: INNOVATION CENTER
Issue Date: 3/3/2020
Manufacturer: COOPER LIGHTING SOLUTIONS (FORMERLY EATON)
Product Line: MCGRAW-EDISON
Catalog Number: GWC-SA1C-722-U-RW
Description: GALLEON WALL LUMINAIRE
(1) 70 CRI, 2200K, 1050mA LIGHTSQUARE WITH 16 LEDS AND RECTANGULAR WIDE OPTICS
Light Source: -
Ballast/Driver: ELECTRONIC DRIVER

Summary

Lumens per Lamp: N/A
Luminaire Lumens: 5676 lumens
Efficiency: N/A
Efficacy: 97.9 lumens/watt
Luminous Opening: Rectangular (W 0.5' x L: 0.5' x H: 0')
IES Classification: Type III - Short
BUG Rating: B3 - U0 - G3

Input Watts (W): 58
Input Voltage (V): NR
Input Current (A_{in}): NR
Voltage Rise (V): NR
Power Factor: NR
Total Harmonic Distortion (THDi): NR
Frequency (hertz): 60
Stabilization Time: NR
Operation Time: NR
Ambient Temperature (°C): NR
Test Distance: 24 FT

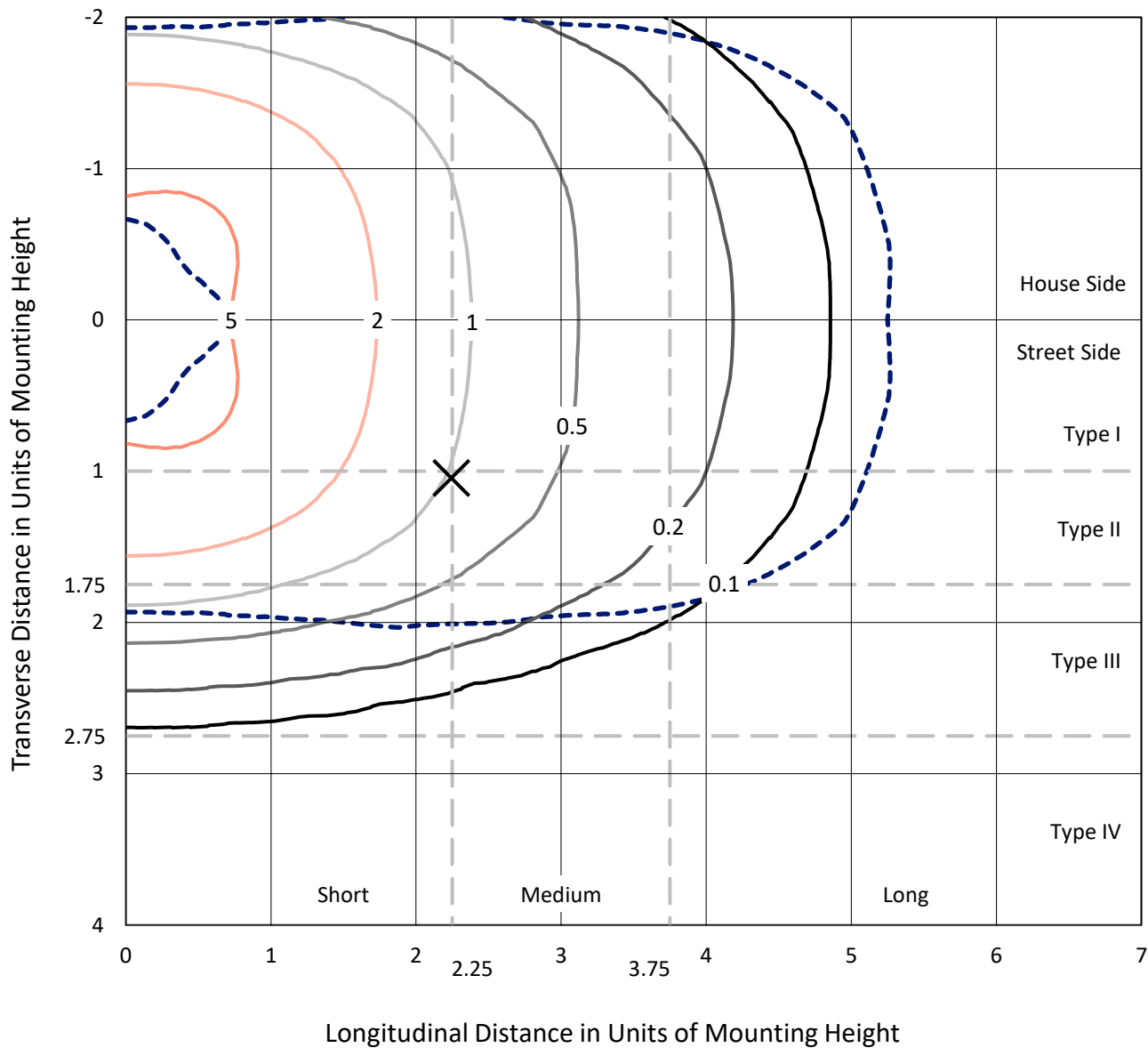


REPORT NUMBER: P385851

CATALOG NUMBER: GWC-SA1C-722-U-RW

Iso-Footcandle Lines of Horizontal Illumination

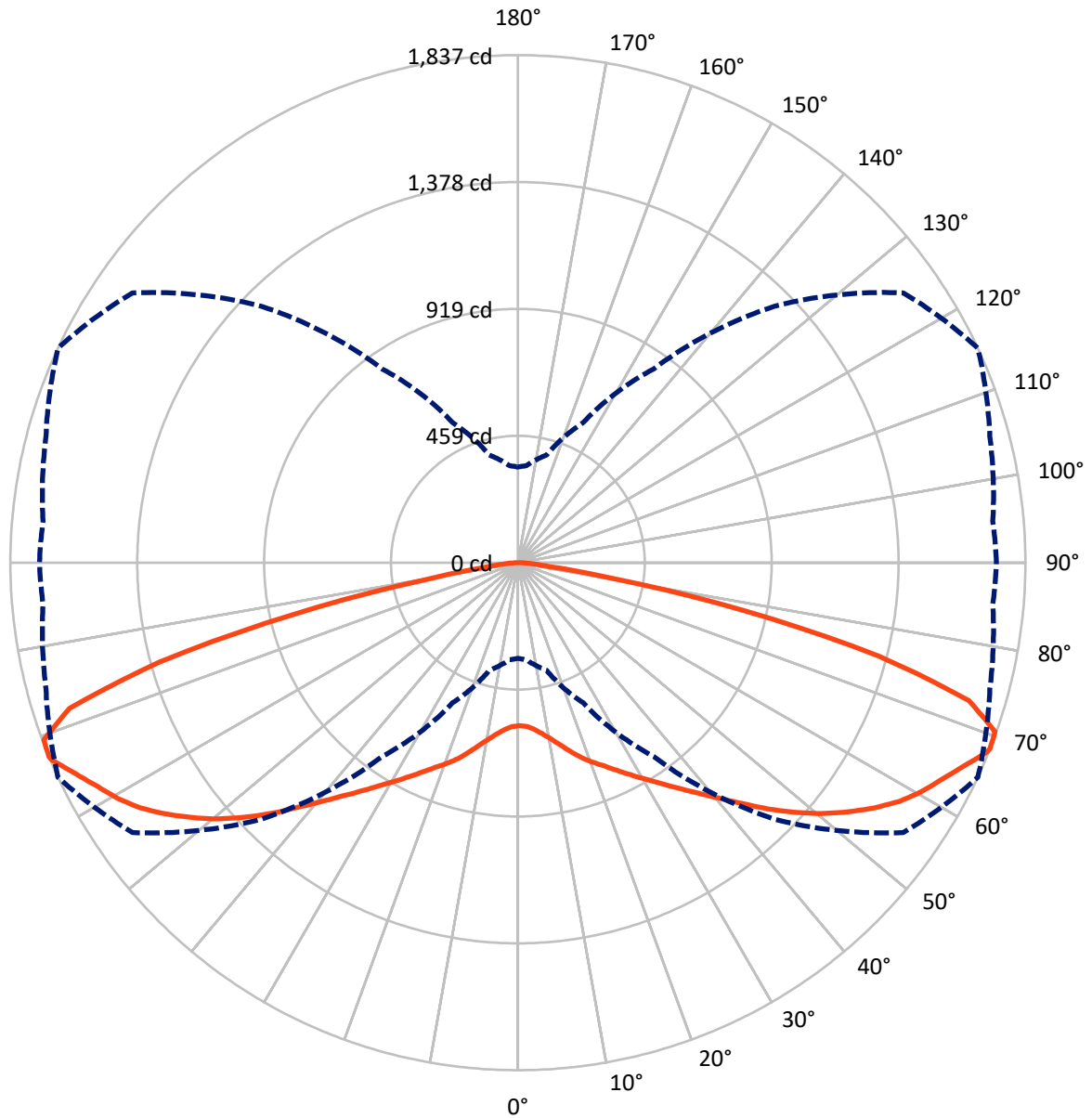
× Max cd
 - - - 1/2 Max cd



Based on 10 foot mounting height. Maximum calculated value = 6.7 fc
 Type III - Short - N/A

REPORT NUMBER: P385851
CATALOG NUMBER: GWC-SA1C-722-U-RW

Luminous Intensity Polar Plot



— Vertical Plane Through 65-Deg Lateral - - - Horizontal Cone Through 68-Deg Vertical

REPORT NUMBER: P385851

CATALOG NUMBER: GWC-SA1C-722-U-RW

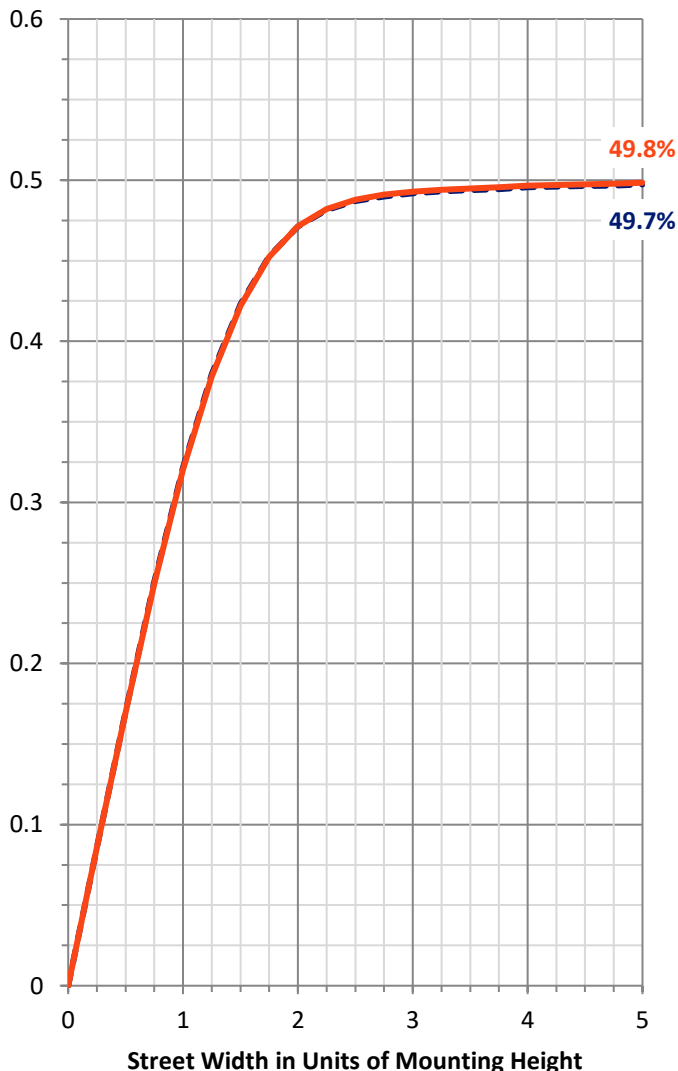
FLUX DISTRIBUTION:

		Downward	Upward	Total
House Side	Lumens	2838.0	0.0	2838.0
	% Fixture	50.0	0.0	50.0
Street Side	Lumens	2838.0	0.0	2838.0
	% Fixture	50.0	0.0	50.0
Total	Lumens	5676.0	0.0	5676.0
	% Fixture	100.0	0.0	100.0

ZONAL LUMENS:

Zone	Lumens	% Fixture
0°-10°	57.8	1.0
10°-20°	193.5	3.4
20°-30°	377.2	6.6
30°-40°	633.7	11.2
40°-50°	998.5	17.6
50°-60°	1335.3	23.5
60°-70°	1298.1	22.9
70°-80°	709.6	12.5
80°-90°	72.2	1.3
90°-100°	0.0	0.0
100°-110°	0.0	0.0
110°-120°	0.0	0.0
120°-130°	0.0	0.0
130°-140°	0.0	0.0
140°-150°	0.0	0.0
150°-160°	0.0	0.0
160°-170°	0.0	0.0
170°-180°	0.0	0.0
0°-90°	5676.0	100.0
0°-180°	5676.0	100.0

Coefficient of Utilization



REPORT NUMBER: P385851

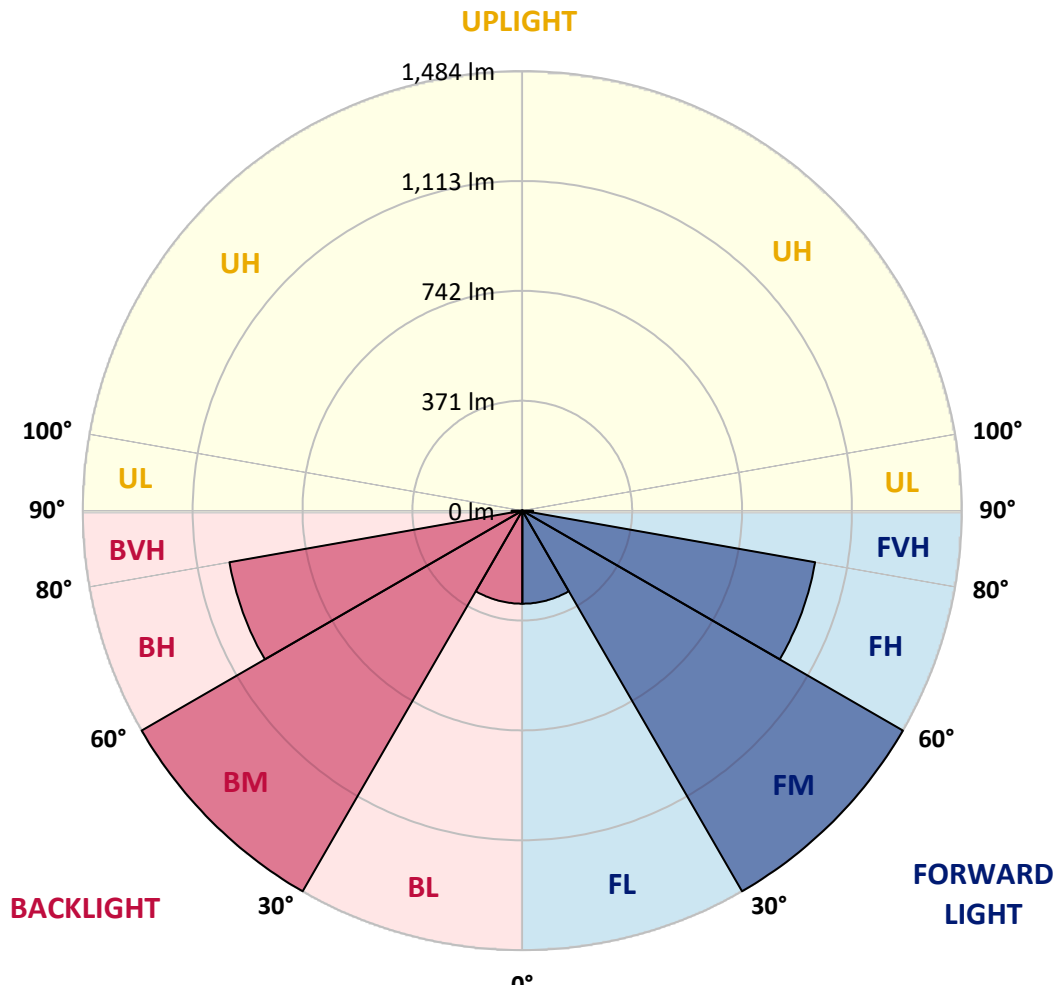
CATALOG NUMBER: GWC-SA1C-722-U-RW

LUMINAIRE CLASSIFICATION SYSTEM LUMEN TABLE AND BUG RATING:

Zone	Lumens	% Fixture	Zone Rating/Lumen Limit		
			B	U	G
FL (0°-30°)	314.2	5.5			
FM (30°-60°)	1483.8	26.1			
FH (60°-80°)	1003.9	17.7			G1/1800
FVH (80°-90°)	36.1	0.6			G1/100
BL (0°-30°)	314.2	5.5	B1/500		
BM (30°-60°)	1483.8	26.1	B2/2500		
BH (60°-80°)	1003.9	17.7	B3/2500		G3/2500
BVH (80°-90°)	36.1	0.6			G1/100
UL (90°-100°)	0.0	0.0		U0/0	
UH (100°-180°)	0.0	0.0		U0/0	

BUG Rating: B3-U0-G3

Type III Short





REPORT NUMBER: P385851
 CATALOG NUMBER: GWC-SA1C-722-U-RW

CANDELA DISTRIBUTION (FULL):

	0°	5°	15°	25°	35°	45°	55°	65°	75°	85°	90°
0°	590.2	590.2	590.2	590.2	590.2	590.2	590.2	590.2	590.2	590.2	590.2
2.5°	586.0	586.2	587.1	588.3	589.2	591.7	592.3	593.2	593.6	594.5	594.5
5°	580.8	581.2	583.5	586.6	590.0	596.1	600.4	605.4	607.9	610.5	610.3
7.5°	580.3	581.2	584.5	589.4	595.1	605.2	614.3	624.2	630.9	637.0	636.6
10°	586.2	587.7	592.3	599.7	608.3	620.8	634.3	647.6	659.3	668.6	669.0
12.5°	595.1	597.0	604.3	615.5	628.4	644.6	660.6	675.6	691.6	705.5	706.6
15°	606.9	609.4	620.2	637.0	656.8	676.0	693.1	708.5	727.0	746.2	748.1
17.5°	624.4	627.9	642.1	664.8	690.8	712.0	729.9	741.5	756.9	776.7	780.3
20°	651.1	655.4	673.5	700.6	732.3	754.4	768.1	770.6	778.2	795.9	800.1
22.5°	685.7	689.5	709.7	741.9	777.4	801.4	808.7	798.8	798.0	812.3	816.3
25°	724.3	727.8	751.2	787.3	825.6	852.0	851.9	832.6	819.3	830.3	834.5
27.5°	767.7	773.1	795.5	833.6	874.5	900.6	899.1	869.4	844.1	846.9	850.5
30°	817.6	823.5	845.4	884.0	924.9	950.4	948.5	909.3	871.3	863.7	866.3
32.5°	879.5	886.5	907.2	945.3	981.5	1004.5	999.0	952.7	904.0	887.4	889.9
35°	953.9	958.1	979.9	1017.4	1046.7	1062.5	1050.9	1003.0	945.5	925.5	925.5
37.5°	1029.2	1032.5	1057.0	1093.4	1121.7	1130.1	1107.4	1058.0	999.7	971.4	971.9
40°	1101.5	1110.3	1137.9	1175.2	1203.2	1205.5	1175.4	1120.8	1060.1	1030.8	1034.2
42.5°	1177.1	1185.7	1218.6	1260.8	1285.6	1289.4	1254.2	1191.2	1128.2	1104.4	1108.2
45°	1244.5	1251.3	1289.4	1338.5	1369.3	1379.2	1337.5	1271.9	1201.8	1178.6	1179.6
47.5°	1291.5	1300.4	1342.3	1400.2	1445.1	1460.3	1419.4	1350.5	1274.4	1246.2	1248.7
50°	1334.1	1338.9	1381.3	1444.5	1501.6	1533.0	1498.0	1428.1	1347.6	1317.7	1320.4
52.5°	1357.9	1364.0	1405.1	1471.0	1538.5	1589.1	1567.8	1498.0	1418.4	1389.3	1392.5
55°	1341.3	1345.9	1395.2	1476.9	1561.4	1623.8	1627.0	1566.3	1487.9	1462.4	1471.5
57.5°	1266.0	1271.7	1331.8	1438.8	1564.2	1647.2	1671.5	1629.7	1552.8	1532.0	1537.4
60°	1148.2	1151.8	1215.9	1336.2	1508.6	1656.9	1699.9	1681.4	1616.4	1595.6	1602.8
62.5°	938.3	943.6	1020.3	1181.5	1391.2	1628.2	1727.3	1724.3	1675.5	1656.5	1663.0
65°	641.4	650.7	735.6	939.4	1210.2	1540.2	1752.2	1774.1	1727.9	1703.9	1712.5
67.5°	387.3	394.1	455.6	620.2	926.1	1362.9	1726.5	1830.8	1764.8	1726.2	1733.2
68°	346.2	352.5	403.9	559.7	856.6	1312.8	1703.1	1837.3	1768.8	1725.8	1732.1
70°	209.2	213.3	247.8	346.0	571.1	1041.4	1543.5	1832.0	1794.3	1731.1	1734.7
72.5°	136.3	137.6	143.3	177.6	291.8	582.4	1158.5	1707.1	1832.6	1762.1	1761.6
75°	113.2	112.5	113.0	117.0	143.9	255.4	677.0	1348.6	1746.9	1713.2	1701.2
77.5°	95.7	95.2	95.0	95.2	96.3	123.3	293.8	840.1	1336.8	1515.5	1526.1
80°	77.5	76.7	79.2	78.0	74.6	76.7	123.1	349.4	630.1	677.9	635.3
82.5°	56.3	53.5	64.1	61.1	58.2	54.0	67.9	112.9	150.3	103.2	72.5
85°	43.4	40.3	48.7	46.8	40.0	27.6	40.3	55.2	60.9	34.8	27.4
87.5°	17.7	18.7	35.2	27.8	23.4	13.3	16.6	22.1	29.7	14.8	11.4
90°	0.0	0.0	0.0	0.0	0.0	0.0	0.0	0.0	0.0	0.0	0.0

Signify Classified - Internal
Cooper Lighting Solutions Photometric Lab
1121 Highway 74 South
Peachtree City, GA 30269

Scaled Data Report



Report Generated By 670245982

Signify Classified - Internal
Cooper Lighting Solutions Photometric Lab
1121 Highway 74 South
Peachtree City, GA 30269

Scaled Data Report



Signify Classified - Internal
Cooper Lighting Solutions Photometric Lab
1121 Highway 74 South
Peachtree City, GA 30269

Scaled Data Report



Signify Classified - Internal
Cooper Lighting Solutions Photometric Lab
1121 Highway 74 South
Peachtree City, GA 30269

Scaled Data Report





--- HS — SS

Signify Classified - Internal
Cooper Lighting Solutions Photometric Lab
1121 Highway 74 South
Peachtree City, GA 30269

Scaled Data Report



u

Signify Classified - Internal
Cooper Lighting Solutions Photometric Lab
1121 Highway 74 South
Peachtree City, GA 30269

Scaled Data Report



(END OF REPORT)